

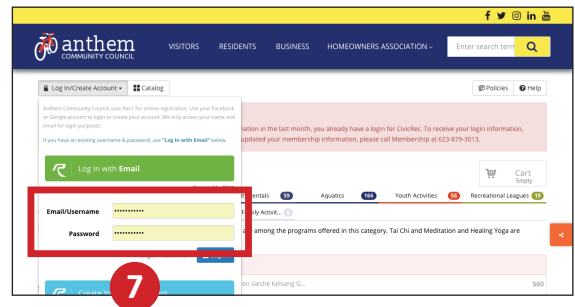
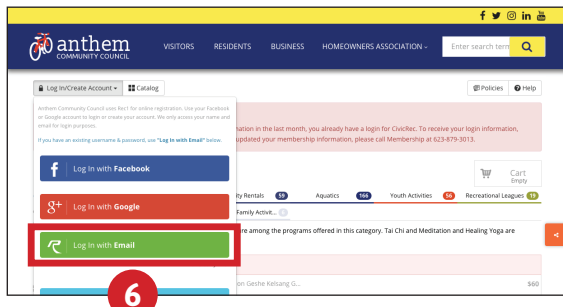
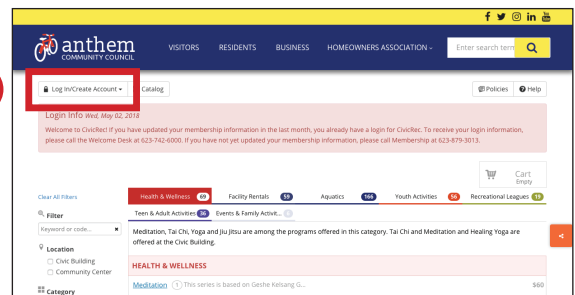
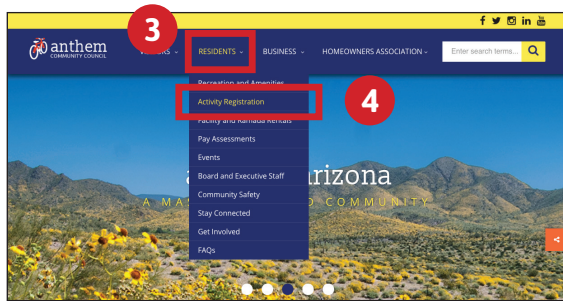


anthem
community council

How to Log into CivicRec and Change Your Password From a Desktop

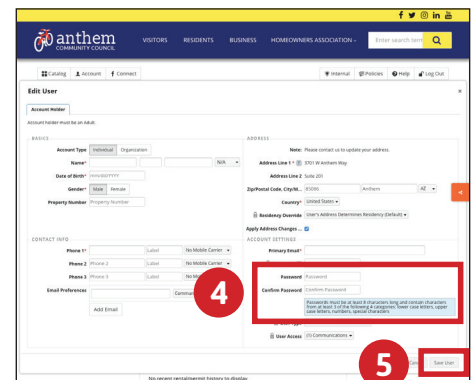
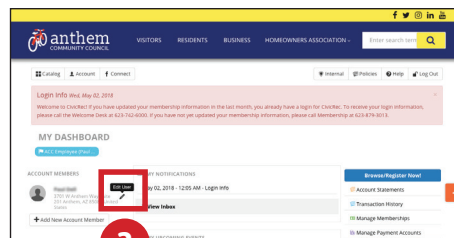
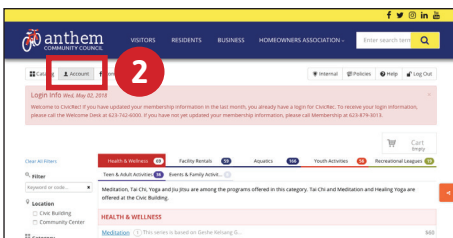
How to log into your CivicRec account:

1. Call **623-879-3013** or **623-742-6000** for your CivicRec login information.
2. Visit *www.OnlineAtAnthem.com*.
3. Hover over “Residents.”
4. Click “Activity Registration.”
5. Click “Log In/Create Account.”
6. Click “Log in with Email.”
7. Enter your email address and password.



How to change your password:

1. Log into your account (see steps 2-7 above).
2. Click “Account.”
3. Click the pencil icon next to your name.
4. Enter your new password into the password field.
5. Click “Save User.”



Need assistance? Contact civichelp@anthemcouncil.com.

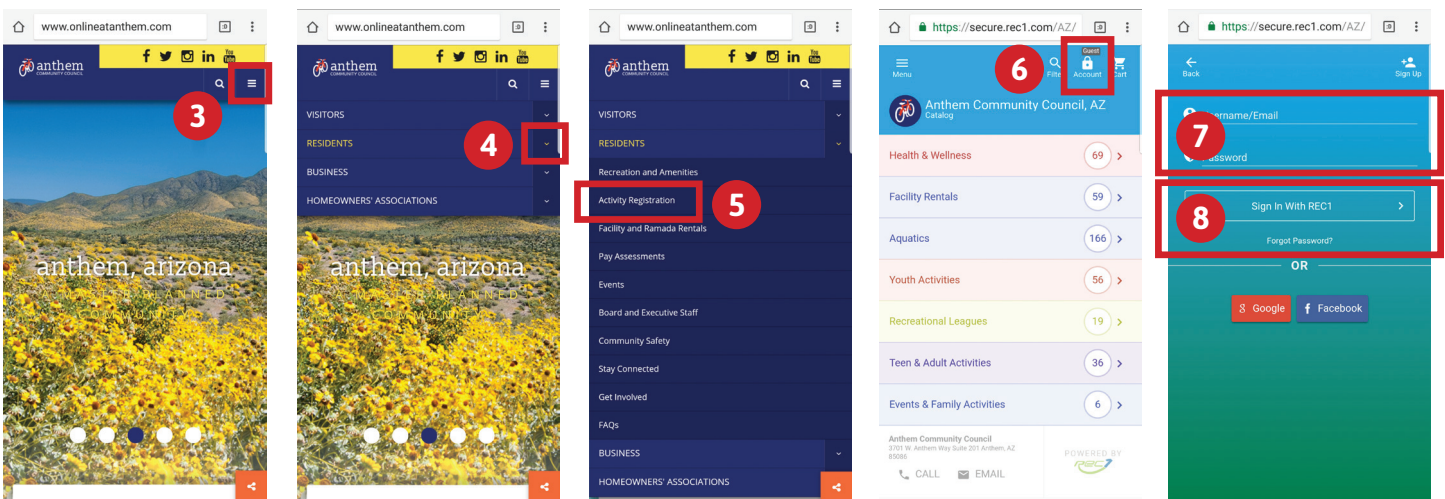


anthem
community council

How to Log into CivicRec and Change Your Password From a Mobile Device

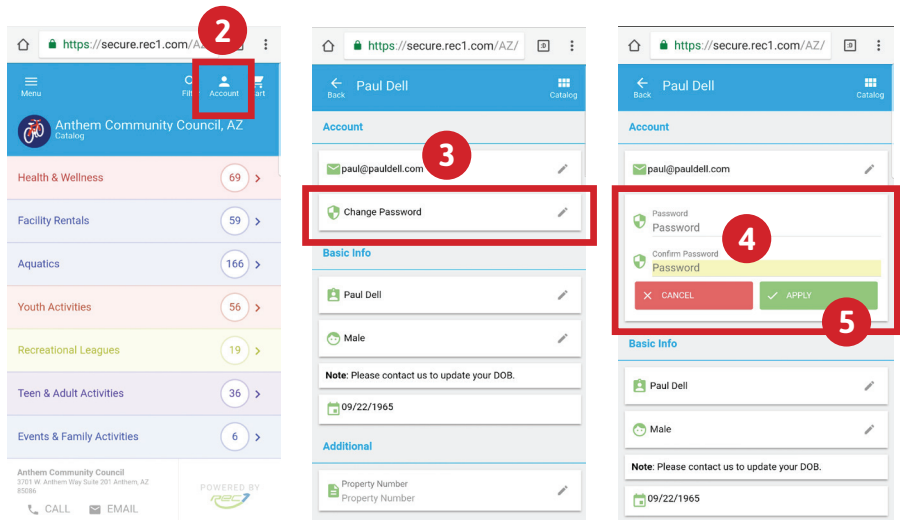
How to log into your CivicRec account:

1. Call **623-879-3013** or **623-742-6000** for your CivicRec login information.
2. Visit *www.OnlineAtAnthem.com*.
3. Tap the three lines in the top right corner.
4. Tap the arrow next to “Residents.”
5. Tap “Activity Registration.”
6. Tap “Account.”
7. Enter your email address and password.
8. Tap “Sign in With REC1.”



How to change your password:

1. Log into your account (see steps 2-8 above).
2. Tap “Account.”
3. Tap “Change Password.”
4. Enter your new password into the password field.
5. Tap “APPLY.”



Need assistance? Contact civichelp@anthemcouncil.com.